

October 16, 2007

Diagnostic & Research Supplies

## Jon D. Wood

212.847.5635

jon.d.wood@bofasecurities.com

## Brandon Couillard

212.933.2339

samuel.b.couillard@bofasecurities.com

### Top Picks

Ticker	Rating	Price	Target
GPRO	B	\$69.69	\$74.00
PPDI	B	\$38.90	\$42.00

### Least Favorites

Ticker	Rating	Price	Target
BEC	N	\$75.38	\$68.00
CRL	N	\$56.58	\$54.00

## Dental Products Manufacturer Update

### Talking Amalgam

- ▶ Revisiting a theme from our recent visit to the American Dental Association's 148<sup>th</sup> Annual Session in San Francisco, we have completed an extensive analysis of the controversial dental amalgam issue. This report includes a comprehensive picture of dental amalgam usage, thoughts on its potential reclassification, and implications of any regulatory changes on dental manufacturers.
- ▶ Dental amalgam is a stable alloy made by combining mercury, silver, tin, copper and other metal elements. Given that mercury comprises 50% of its content, consumer and environmental advocates have attempted for years (unsuccessfully) to persuade the FDA to re-classify dental amalgam as either a class II (restricted use) or class III (ban) device. Dentists use 34 million tons of amalgam per year for cavity fillings, largely owing to the long-term durability, low-cost advantage, and ease of placement relative to alternatives. However, recent rumblings from the ADA indicate the FDA may soon adopt changes to its long-standing policy. Given the products' longevity and limited direct health risk, we view an outright ban as unlikely.
- ▶ **Implications for XRAY/SIRO.** Whether restricted or banned, the ultimate eradication of amalgam would leave essentially only two solutions for restorations – composite materials and CAD/CAM procedures. For sizable restorations, there is no other alternative to replacing an existing amalgam filling except with a crown – the fastest, most effective method is achieved with *Sirona Dental's* (SIRO, \$35.75, Neutral, Target Price: \$40.00) chairside CAD/CAM offering. While the potential financial impact to SIRO is difficult to discern, the same-day convenience of chairside restorations is an appealing option for patients, particularly given the long-term durability of crowns relative to composites. As procedure volumes grow, the economic returns available to dentists adopting SIRO's CEREC platform become increasingly attractive. *DENTSPLY* (XRAY, \$41.92, Buy, Target Price: \$44.00), the second largest manufacturer of amalgam, could see a more immediate benefit as any lost amalgam material sales would be substituted for higher priced alternative materials. A restriction or ban of amalgam in the U.S. could boost XRAY's organic revenue growth by approximately 0.2% to 0.5% in year one.
- ▶ **Sector View:** An aging population, product innovation, broader payer coverage, and acquisitions are contributing to growth in earnings and cash flow ahead of the general market.
- ▶ **PORTFOLIO MANAGERS' SUMMARY: Page 2.**

## Portfolio Managers' Summary

- ▶ **Our 12-month thesis on the sector.** An aging population, product innovation, broader payer coverage, and acquisitions are contributing to growth in earnings and cash flow ahead of the general market.
- ▶ **Our call today in a nutshell.** Reviewing the dental amalgam issue.
- ▶ **Risks to our call.** Unforeseen industry and/or company-specific developments.

## Talking Amalgam: The Issue That Won't Go Away

### Background

Revisiting a theme from our recent visit to the American Dental Association's 148th Annual Session in San Francisco, we are taking a deeper look at the controversial dental amalgam issue. One of the most commonly used materials to treat dental cavities may soon be under some close examination of its own. Despite its longevity of use in direct restoration procedures, regulatory pressures, environmental concerns, and rising public awareness of the ingredients of amalgam are contributing to an escalating debate on the safety and suitability of the product.

For over 150 years, amalgam has been the most preferred solution of dentists for direct restorations of cavities where diseased tissue is removed and replaced with a filling. Unbeknownst to a surprising percentage of patients, the dominant material in amalgam fillings is mercury (50%) along with silver, tin, copper and other metal elements. Its long-term durability, low-cost advantage, and ease of placement are among the several advantages of using amalgam materials for these procedures.

Surprisingly, consumers are not aware amalgam fillings contain mercury. An early 2006 Zogby poll of more than 1,200 Americans indicated more than 50% do not know the primary metal in amalgam. Further, over 90% thought dentists should be required to inform patients of the various types of filling material alternatives, which is not current practice. Whether or not increasing FDA regulation of the product actually occurs, rising consumer awareness of the ingredients of dental amalgam may accelerate a mix shift away from the product, particularly amidst the widening availability of alternative restoration options.

Even though the FDA classified all other dental restoration materials in the late 1980s, the agency does not currently have a classification for encapsulated amalgam. Rather, it classified individual ingredients, including the bottle of mercury and the amalgam powder, which dentists historically used as a mix to make the final product. But that form of making dental amalgam is banned in several states, including New York, and is forbidden by the ADA.

Today, manufacturers ship pre-capsulated amalgam in direct proportion to the size of the specific restoration in order to prevent spillage, lessen evaporation exposure and reduce excess material after each procedure, thereby reducing waste and the risk of mercury exposure to dental personnel. While the FDA has long expressed its intention to classify capsulated amalgam, the agency has yet to actually issue an official position; we think the odds of action are the greatest they've ever been. Below, we explore why the FDA may reclassify it, and opine on the benefits a policy change would hold for *Sirona Dental* and *DENTSPLY*.

### ADA and FDA Signaling Potential Policy Shift

In response to concerns raised by consumer groups, in September 2006 the FDA formed an advisory committee to review scientific literature on the safety of dental amalgam. By a 13-7 margin, the committee rejected its draft white paper claim that no changes to the FDA's risk estimates on the safety of dental amalgam were needed, citing inconclusive and contradictory evidence. The committee recommended, among other things, that it should consider labeling changes that restrict amalgam usage for pregnant woman and children, and adjourned to revisit its previous conclusions following a broader analysis, opening the door to a potential reclassification of dental amalgam.

The ADA's July 2007 update to its members signaled the FDA might begin taking another look at its dental amalgam policy. Its newsletter indicated the FDA could require a mandatory brochure containing limited warnings, and held out the potential for an eventual ban of the product, though its ultimate direction is clearly unknown.

Following its recent Annual Session in San Francisco, the ADA's House of Delegates called for the creation of a brochure to educate patients on the materials used in various dental fillings, the features of each type of filling, and the relative costs of each procedure. The ADA also revised its best management practices policy for disposing dental amalgam waste to advocate the adoption of separators and collection devices in dental office plumbing to protect mercury from entering downstream water supplies and wastewater treatment facilities. Amalgam separators remove amalgam particles from dental office wastewater using sedimentation, filtration, chemical removal by ion exchange, or some combination of those methods.

According to the Consumers for Dental Choice, up to 30% of U.S. dentists are already amalgam free. While the proportion of amalgam filling procedures has been falling for years, anecdotal conversations with several dentists indicate the mix is much less than 50%, as fewer dentists are using amalgam and an increasing number of dentists do not use amalgam at all. A recent report in the *Public Health Reports* journal compiled data from the ADA and Delta Dental Insurance and estimated amalgams make up 40% of direct restoration procedures while composites account for 60% of procedures. No data was readily available on less used, niche materials such as gold or porcelain restorations that take longer to complete and can require two appointments.

### Regulatory Momentum Building; Expect Increasing Headlines on Amalgam Issue

Consumer safety proponents and environmental activists have persistently lobbied the FDA to take a more aggressive approach to classifying amalgam under the Federal Food, Drug and Cosmetic Act. While the FDA has hesitated, Congressional members and several states are independently addressing the issue.

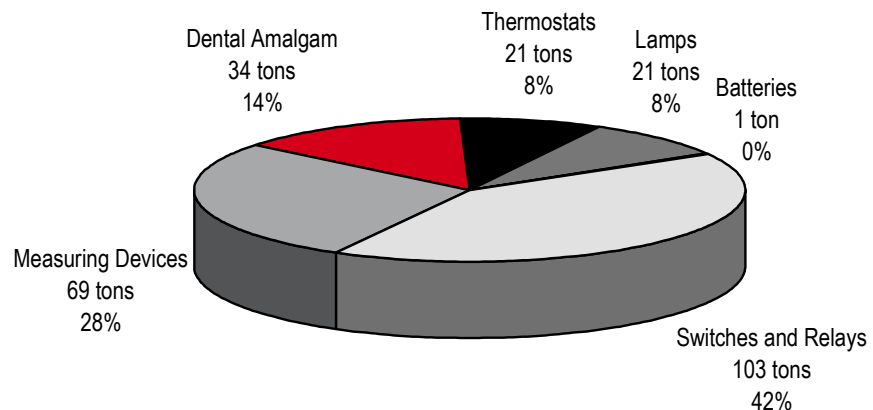
- **Congress.** We believe the US House Committee on Oversight and Government Reform's subcommittee on Domestic Policy will hold a hearing next month specifically on the risk of mercury in amalgam and the FDA's inaction on the issue to date. In May, Rep. Diane Watson (D-Calif.) introduced the Mercury in Dental Fillings Disclosure and Prohibition Act (H.R. 2101) that would prohibit dental amalgam and would require mandatory labeling for dental amalgam to highlight health risks. The bill is identical to several previously introduced bills that have not gained substantial traction.
- **States.** Several states have organized to form the "Great Lakes Regional Collaboration" to reduce mercury in products and waste. The group recently

issued a draft plan entitled the *Great Lakes Mercury in Products Phase-Down Strategy*, which recommends dental amalgam be reduced or eliminated, and the full phase-out of mercury-added products by 2015. The coalition is accepting public commentary through October 27.

### Environmental Impact Meaningful

According to a 2004 report by the EPA, dentists placed an estimated 34 tons of mercury into the mouths of patients in 2004, making the modality the third largest consumer of mercury. Mercury is also widely used in other products, such as switches, relays, measuring devices, thermostats, lamps, and batteries; many manufacturers and car makers have already adopted phase-out programs intended to remove mercury from product lines. Exhibit 1 depicts the annual mercury consumption by product.

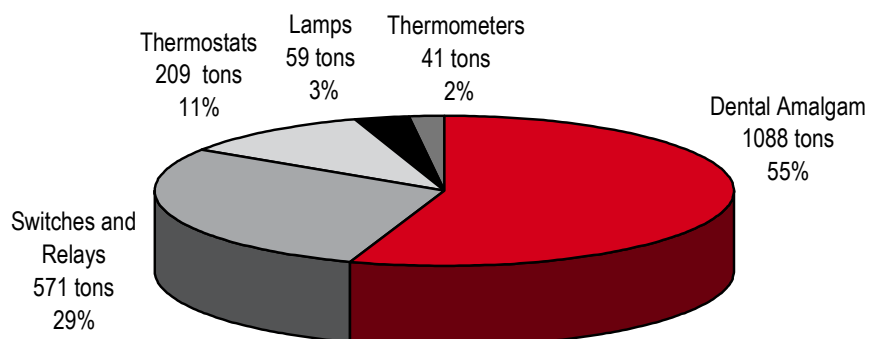
**Exhibit 1: Annual Consumption of Mercury by Product, 2004**



Source: EPA, Banc of America Securities LLC estimates.

Additionally, the EPA report also suggests more than 1,000 tons of mercury already lie in patients' mouths, accounting for more than half of all the mercury sitting in products (see exhibit 2). Given 60% to 70% of direct restoration procedures that are merely replacements of existing fillings, the amount of mercury amalgam being disposed on an annual basis is substantial. Several New England states as well as various other individual cities and counties already mandate amalgam separators in dental offices. Oregon recently passed a law requiring all dentists to install amalgam separators in new dental offices built beginning in 2008. Other dentists have until January 2011 to install separators.

**Exhibit 2: Estimated Existing Mercury Levels in Products, 2004**



Source: Company reports, Banc of America Securities LLC estimates.

Amalgam separator solutions can range from a few hundred dollars up to several thousand for larger systems; only a handful of (private) dental companies we are aware of provide these systems and include *R&D Services*, *Rebec LLC*, *Air Techniques*, *Maximum Separation Systems*, and *DentalEZ*. *Kerr*, owned by *Danaher*, is believed to be the largest manufacturer of dental amalgam and has partnered with *Dental Recycling North America* to offer a complete end-to-end recycling solution for all dental amalgam and capsule waste.

**What Happens Next?**

We believe the FDA could issue an advanced notice of proposed rulemaking (ANPR) as soon as the end of the year, indicating it has initiated a formal regulatory process on dental amalgam. Once the ANPR is issued, the FDA will take 60 days to gather public opinion of the matter prior to issuing a draft ruling, after which it will again accept public comments. The final step would be a final ruling which has no timeline, but could occur by the end of 2008.

Three possible conclusions exist; clearly, the FDA could stick to its long-standing position that dental amalgam is safe; the agency could reclassify amalgam as a class II product, similar to its status in several foreign countries, placing limited restrictions on who can receive amalgam or requiring educational brochures be distributed to patients highlighting the risks of amalgam; or the agency could ban the product altogether with a class III classification.

**Implications: Amalgam Regulation Should Benefit SIRO/XRAY**

A reclassification of dental amalgam as class II or III device would benefit *Sirona Dental's* CEREC franchise and *DENTSPLY's* composite products offering. With one of the three primary restoration methods no longer a competitive threat, these companies could realize substantially higher demand for their offerings.

**SIRONA DENTAL**

While direct financial benefit to Sirona's top-line from a reclassification of amalgam is somewhat difficult to quantify, such an event would provide dentists with several more compelling reasons to adopt a CEREC chairside CAD/CAM system, helping drive

penetration of the technology which currently stands at only 6% of U.S. dental offices. A reclassification of amalgam could provide another catalyst to drive increased adoption of high-technology restoration alternatives, such as those offered by SIRO.

According to a 2003 study in the *Journal of Dentistry*, crowns have the longest duration of any restoration material. The study indicated the median survival period of amalgam restorations is 12.8 years, while crowns lasted roughly 14.6 years. Composite restorations exhibited an average duration of 7.8 years. Given the extended longevity of crowns versus composites, we believe patients would be increasingly willing to consider crowns despite the higher cost, particularly if available with the convenience of a chairside, same-day solution.

While the vast majority of tooth restorations are completed in-mouth during a single-visit, the volume of indirect restorations is growing more rapidly owing to technology advancements, demographic shifts, growth in disposable income, and a desire for aesthetics, among other factors. Accelerating volume growth from a reclassification of amalgam is likely, in our view, particularly given increased consumer awareness of amalgam ingredients and the availability of convenient high-tech solutions.

Computer-aided design/computer-aided manufacturing (CAD/CAM) technology automates the indirect tooth restoration process. Most restorations are manufactured in dental laboratories based on impressions (or casts) created in the dental office; traditionally, the physical cast is sent to a nearby dental laboratory, which manually produces a custom restoration, and ships the finished product back to the dental office. This process takes approximately 7 days. As such, the restoration process requires multiple dentist visits. SIRO pioneered the use of CAD/CAM technology in the dentist office through the commercialization of the CEREC method in 1987. The equipment allows a dentist to manufacture a customized indirect restoration and complete the dental procedure in a single visit. It remains the only chairside CAD/CAM solution on the market today. Exhibit 3 depicts the various options available to dentists for indirect restorations, including the turn-around times and average costs per restoration.

**Exhibit 3: Indirect Restoration Options**

Application	Manual fabrication	Manual fabrication	Centralized CAD/CAM fabrication	On-Site CAD/CAM fabrication	In-Office CAD/CAM fabrication
Location	Offshore dental laboratory	Domestic dental laboratory	Centralized manufacturing facility	Domestic dental laboratory	In dental office
Average consumable cost / restoration*	\$30	\$60	\$60	\$25	\$25
Turn-around time	>7 days	<7 days	~ 7 days	5 days	<1 hour

\* Cost of single tooth restoration to dentist.

Source: Banc of America Securities LLC.

SIRO's CEREC system provides dentists the needed capacity and technology solutions to capture increased demand for amalgam removal for several reasons. For sizable restorations, where little remaining tooth structure exists after amalgam has been removed, a chairside restoration would offer patients and dentists the convenience of rapid turn-around times for replacements. Further, given that CAD/CAM restorations can generally last several years longer than composites and are created with high quality ceramic materials without the inevitable variations of manually produced restorations, many consumers and insurance policies may be willing to pay a premium for the increased durability, quality, and comfort.

Clearly, the capacity constraints of the dental industry are not getting any better. Given that the average dentist only works four days a week, which we don't see changing, combined with the fact that 1,000 more dentists are retiring than are graduating from dental school each year, time and efficiency should continue to command a premium, as productivity is the only way to ratably adjust supply. As depicted in Exhibit 3 above, the average consumable cost per restoration for dentists is the lowest for procedures completed in the office, but the estimates do not include the cost of office labor needed to complete the restoration, the equipment outlay, or the incremental efficiency gained from the reduction of in office visits. Exhibit 4 highlights a hypothetical scenario that we believe accurately demonstrates the incremental economics available to a dentist who adopts a CEREC CAD/CAM unit (versus a traditional restoration process that requires a dental laboratory).

A dentist performing 40 restorations per month can realize incremental annual income of nearly \$95,000 through the purchase of a CEREC; given that the average annual income earned by a typical dentist is only \$150,000, the increase is material. It is important to note that the scenario below depicts the economics available from the adoption of a CEREC 3D; we believe that the new MC XL milling unit offers better economics despite its higher cost, given that it can mill a restoration in approximately half the time required by its predecessor.

**Exhibit 4: Hypothetical CEREC 3D Economics**

40 CEREC procedures per month			50 CEREC procedures per month			No CEREC		
Restorations with CEREC			Restorations with CEREC			Restorations without CEREC		
Procedures per month	40		Procedures per month	50		Procedures per month	40	
Cost per procedure	\$800	\$32,000	Cost per procedure	\$800	\$40,000	Cost per procedure	<u>\$800</u>	\$32,000
"Block" costs (1 per procedure)	\$40	(\$1,600)	"Block" costs (1 per procedure)	\$40	(\$2,000)	Lab costs (1 per procedure)	\$150	(\$6,000)
CEREC monthly payments	(\$2,500)	(\$2,500)	CEREC monthly payments	(\$2,500)	(\$2,500)			
Pre-"gained efficiencies" gross		<u>\$27,900</u>	Pre-"gained efficiencies" gross		<u>\$35,500</u>			
Additional billing hours available per month	20		Additional billing hours available per month	10				
Billings per hour	<u>\$300</u>		Billings per hour	<u>\$300</u>				
"Gained efficiencies" gross		\$6,000	"Gained efficiencies" gross		\$3,000			
Total monthly gross		\$33,900	Total monthly gross		\$38,500	Total monthly gross		\$26,000
Total annual gross		\$406,800	Total annual gross		\$462,000	Total annual gross		\$312,000
<b>Additional Annual Income with CEREC</b>			<b>\$94,800</b>			<b>\$150,000</b>		

Source: Patterson Companies, Banc of America Securities LLC estimates.

We believe the number of restoration cases could rise in the wake of an amalgam reclassification as consumers get amalgam fillings removed. Further, given that composite materials have a shorter life span than amalgam, we believe consumers would prefer a longer lasting solution, despite the slightly higher cost. As demand for restorations rises, we believe the favorable economics of owning chairside CAD/CAM technology become harder to ignore. As shown in Exhibit 4, if the average dentist using a CEREC system completes an extra 10 indirect restoration cases per month, representing a 25% increase in case volume, the incremental annual income generated with the CEREC system increases more than 50% to \$150,000.

**DENTSPLY**

As the largest dental consumables manufacturer with an estimated 14% market share, DENTSPLY is also one of the largest manufacturers of encapsulated amalgam and alternative composite materials. The beauty of DENTSPLY's business model is rooted in its high consumables product sales mix which accounts for more than 95% of total

sales. Despite the attractive financial economics often available to dentists adopting high-technology platforms that reduce inefficiencies and maximize patient counts through automation, the systems still require a sizable up-front investment which dentists are often hesitant to make. However, given that consumables costs account for about 5% of overall dental practice costs, dentists are insensitive to pricing adjustments and can simply pass on the higher costs to patients.

While a reclassification of amalgam would clearly impact XRAY's amalgam franchise, we believe lost sales would simply be substituted for higher priced composite alternatives. Our analysis indicates XRAY could realize a 0.2% to 0.5% boost to its 2009 organic growth rate if amalgam is reclassified. Exhibit 5 highlights our assumptions.

**Exhibit 5: XRAY Scenario Analysis of the Impact of a Reclassification of Dental Amalgam**

2009 (Current BofA estimate)		Restricted (50% decline in amalgam sales)		Banned
Current Sales est.	\$2,249,480,952	Amalgam sales	\$2,538,764	\$0
% US	44%	% change from current estimates	(50%)	(100%)
% Consumables mix	38%			
		Composite sales	\$33,944,218	\$41,560,510
U.S. Consumables	\$376,113,215	% change from current estimates	29%	58%
Amalgam sales	\$5,077,528			
% amalgam of consumables	1.4%			
Composites sales	\$26,327,925	Incremental Net Benefit	\$5,077,528	\$10,155,057
% composites of consumables	7.0%	% growth of product sales	16%	32%
Wholesale Price - Amalgam	\$1.25	<b>Total (amalgam + composite sales)</b>	<b>\$36,482,982</b>	<b>\$41,560,510</b>
Wholesale Price - Composite	\$3.75			
<b>Total (amalgam + composite sales)</b>	<b>\$31,405,453</b>	<b>Incremental contribution</b>	<b>0.2%</b>	<b>0.5%</b>
% of total consumables sales, U.S.	8%	<b>to organic revenue growth</b>		

Source: Company reports, Banc of America Securities LLC estimates.

XRAY generates 44% of sales domestically, 38% of which are categorized as consumables, under which it sells restoration materials such as amalgam and composites, among other products. We believe amalgam and composite materials account for roughly 8% of XRAY's U.S. consumables sales mix; our estimate conservatively assumes amalgam is about a \$5 million product line (1.4% of its U.S. consumables sales) and composites are roughly five times the size of amalgams, or a \$26 million product line (7.0% of sales). According to the company, encapsulated amalgam sells for an average wholesale price of around \$1.25, depending on the size. Composites also sell for three to four times more than amalgam; our analysis conservatively assumes \$3.75. Analyzing the impact of a potential mix shift under two scenarios, we believe a reclassification of amalgam could drive an impressive and meaningful boost to XRAY's organic growth rate from merely swapping amalgam for higher priced (and arguably higher margin) composites.

Our scenario analysis initially contemplates a 50% decrease in amalgam sales if a class II restriction on the product is determined by the FDA. For reference, we note amalgam's share of the overall mix of direct restoration materials used (weight) fell to less than 6% in Sweden after restrictions were implemented. Assuming the 50% decrease in restoration cases simply swap materials from amalgam to composites, we estimate the shift would add 0.2% to incremental organic revenue growth. Banning the



---

product altogether and swapping all implied case volume from amalgam to composites could add 0.5% percent to XRAY's organic revenue growth.

Our analysis does carry some inherent limitations based on the limited availability of information. For example, while approximately 50% of the U.S. population has dental insurance that would provide coverage for a slightly higher priced composite filling, we do not assume any of those patients without dental insurance opt out of getting the procedure due to the slightly higher cost. From our point of view, the potential cost of a root canal procedure from leaving tooth decay untreated outweighs the slightly higher incremental cost of a composite filling. Second, our analysis does not incorporate any benefit XRAY should realize over a longer-term period for composites having a higher failure rate and replacement rate than amalgams. That said, we believe a reclassification of amalgam would clearly benefit both SIRO and XRAY, and we plan to continue to monitor developments with alacrity.

## REG AC - ANALYST CERTIFICATION

The primary research analyst whose name appears in this research report certifies the following: (1) that all of the views expressed in this research report accurately reflect his or her personal views about any and all of the subject securities or issuers; and (2) that no part of the research analyst's compensation was, is, or will be directly or indirectly related to the specific recommendations or views expressed by the research analyst in this research report.

## IMPORTANT DISCLOSURES

### Banc of America Securities LLC (BAS) and Banc of America Securities Limited (BASL) Stock Rating System

The rating system is based on a stock's forward -12-month expected total return (price appreciation *plus* dividend yield). The prospective rates of return that help define the Buy, Neutral and Sell ranges are subject to change from time to time, corresponding with changes in prospective rates of return on competing investments. The specific volatility levels that divide our stocks into low, medium, high, and extreme ranges are subject to change from time to time, corresponding with changes in the volatility of benchmark indexes and the companies that comprise them.

Volatility		Ratings		
		Buy	Neutral	Sell
Low	0%-25%	11%+	10.9%-0.1%	0% or worse
Medium	25%-35%	15%+	14.9%-(2.9)%	(3)% or worse
High	35%-55%	20%+	19.9%-(6.9)%	(7)% or worse
Extreme	55%+	32%+	31.9%-(14.9)%	(15)% or worse

Source for volatility: Bloomberg.

### Rating Distribution\*

#### Global Coverage

Coverage Universe	Companies	Pct.	Investment Banking Clients	Companies	Pct.**
Buy	427	45	Buy	342	80
Hold	490	52	Hold	361	74
Sell	33	3	Sell	26	79

#### Health Care Sector

Coverage Universe	Companies	Pct.	Investment Banking Clients	Companies	Pct.**
Buy	84	52	Buy	64	76
Hold	73	45	Hold	56	77
Sell	6	4	Sell	4	67

\* For the purposes of this Rating Distribution, "Hold" is equivalent to our "Neutral" rating.

\*\* Percentage of companies in each rating group that are investment banking clients.

As of 10/01/2007.

The analysts and associates responsible for preparing this research report receive compensation that is based on various factors, including the total revenue of BAS and its affiliates, a portion of which is generated by investment banking business. They do not receive compensation based on revenue from any specific investment banking transaction.

BAS and BASL prohibit analysts and members of their households from maintaining a financial interest in the securities or options of any company that the analyst covers or that falls within the analyst's coverage sector except in limited circumstances (for securities and options acquired prior to July 9, 2002), as permitted by the New York Stock Exchange and the NASD. Stock ownership in the companies mentioned in this report by the analyst who has prepared this report and

members of his or her household is disclosed below. The absence of such disclosure means that the analyst(s) preparing this report (including members of his or her household) does not have any direct stock ownership in companies mentioned in this report. BAS and BASL also permit analysts and members of their households to own diversified mutual funds and to maintain financial interests in funds and other private investments that may include companies in a sector that the analyst covers if the person acquired the financial interest prior to July 9, 2002.

BAS and BASL policy prohibits research personnel from disclosing a rating, recommendation or investment thesis for review by an issuer prior to the publication of a research report containing such rating, recommendation or investment thesis. Materials prepared by BAS and BASL research personnel are based on public information.

With the exception of members of research management named on the directory located at [www.bofa.com/login](http://www.bofa.com/login) or on the back page of this report, the persons listed on this directory have the title of "research analyst." Any other contributors named on the front cover of this research report but not shown on this directory have the title "research associate."

For applicable current disclosures, please call us at 1-888-583-8900 and ask for your BAS representative, or write us at Banc of America Securities LLC, Attn. Compliance Department, 40 West 57th Street, New York, NY 10019, or visit our website at [www.bofa.com/login](http://www.bofa.com/login), containing all applicable current disclosures. If you do not have a username or password, please contact your BAS representative or call the number above.

**Further information on any security or financial instrument mentioned herein is available upon request.**

### Company - Specific Disclosures

BAS currently makes a market in the equity securities of this company: DENTSPLY International Inc.; Gen-Probe Incorporated; Pharmaceutical Product Development; Sirona Dental Systems, Inc..

BAS and/or its affiliates have lead- or co-managed an offering of securities for this company in the previous 12 months: Beckman Coulter, Inc..

This company, its subsidiaries and/or its affiliates are (is) or have (has) been a client of BAS in the previous 12 months. During this period, BAS has performed investment banking services for this company, its subsidiaries and/or its affiliates and has received compensation for those services: Beckman Coulter, Inc.; Charles River Laboratories International, Inc.; DENTSPLY International Inc.; Pharmaceutical Product Development; Sirona Dental Systems, Inc..

BAS and/or its affiliates expect(s) to receive, or intend(s) to seek, compensation during the next three months for investment banking services from this company, its subsidiaries and/or its affiliates: Beckman Coulter, Inc.; DENTSPLY International Inc.; Gen-Probe Incorporated; Pharmaceutical Product Development; Sirona Dental Systems, Inc..

BAS and/or its affiliates beneficially own 1% or more of a class of common equity securities of this company: Beckman Coulter, Inc.; Charles River Laboratories International, Inc.; Pharmaceutical Product Development.

BAS is affiliated with an NYSE specialist organization that specializes in one or more securities issued by the companies listed below. This affiliated NYSE specialist organization makes a market in, and may maintain a long or short position in or be on the opposite side of orders executed on the Floor of the NYSE in connection with one or more of the securities issued by these companies: Beckman Coulter, Inc.; Charles River Laboratories International, Inc..

This company, its subsidiaries and/or its affiliates are (is) or have (has) been a client of BAS in the previous 12 months. During this period, BAS has performed non-investment banking securities-related services for this company, its subsidiaries and/or its affiliates and has received compensation for those services: Charles River Laboratories International, Inc.; Pharmaceutical Product Development; Sirona Dental Systems, Inc..

This company, its subsidiaries and/or its affiliates are (is) or have (has) been a client of BAS in the previous 12 months. During this period, BAS has performed non-securities services for this company, its subsidiaries and/or its affiliates and has received compensation for those services: Beckman Coulter, Inc.; Charles River Laboratories International, Inc.; DENTSPLY International Inc.; Pharmaceutical Product Development; Sirona Dental Systems, Inc..

One or more affiliates of BAS has received compensation for non-investment banking services from this company in the previous 12 months: Beckman Coulter, Inc..

---

**Beckman Coulter, Inc. (BEC)**

---

**Target Price, Valuation Method, Risk Factors****Target Price:** \$68.00**Valuation Method Used To Reach Target Price:** Our target price of \$68 represents a 10-year discount horizon in our DCF model.**Risk Factors:**

- 1 Continuing slow-down in funding for the research market.
- 2 Abbott Laboratories re-entering immunodiagnostic market.
- 3 Sysmex's new marketing strategy in U.S. hematology.
- 4 Potential for dilution to return on invested capital through its operating lease conversion strategy.

---

**Charles River Laboratories International, Inc. (CRL)**

---

**Target Price, Valuation Method, Risk Factors****Target Price:** \$54.00**Valuation Method Used To Reach Target Price:** Our price target of \$54 implies a nine-year discount horizon in our DCF model.**Risk Factors:**

- 1 Potential for increased animal rights activism.
- 2 Potential pharmaceutical company mergers could slow R&D spending.

---

**Gen-Probe Incorporated (GPRO)**

---

**Target Price, Valuation Method, Risk Factors****Target Price:** \$74.00**Valuation Method Used To Reach Target Price:** Our \$74 price target is based on a DCF model targeting 15% sales growth and incremental returns of 50%.**Risk Factors:**

- 1 Collaboration Agreements
- 2 Distributor Agreements
- 3 Single Product Sourcing
- 4 Litigation
- 5 Third Party Reimbursement

---

**Pharmaceutical Product Development (PPDI)**

---

**Target Price, Valuation Method, Risk Factors****Target Price:** \$42.00**Valuation Method Used To Reach Target Price:** Our \$42 target represents a 10-year discount horizon in our DCF model.**Risk Factors:**

- 1 Increased spending increasing as internal development accelerates.
  - 2 Pharmaceutical manufacturer spending patterns
  - 3 Moving into new corporate headquarters
-

---

---

**DENTSPLY International Inc. (XRAY)**

**Target Price, Valuation Method, Risk Factors**

**Target Price:** \$44.00

**Valuation Method Used To Reach Target Price:** Our \$44 target assumes a discount horizon of 12 years in our cash flow model.

**Risk Factors:**

- 1 Increasing Japanese market share may be dilutive to ROIC.
- 2 Size could preclude certain acquisitions in specific markets.
- 3 Converting intellectual property agreements into products.

---

---

**Sirona Dental Systems, Inc. (SIRO)**

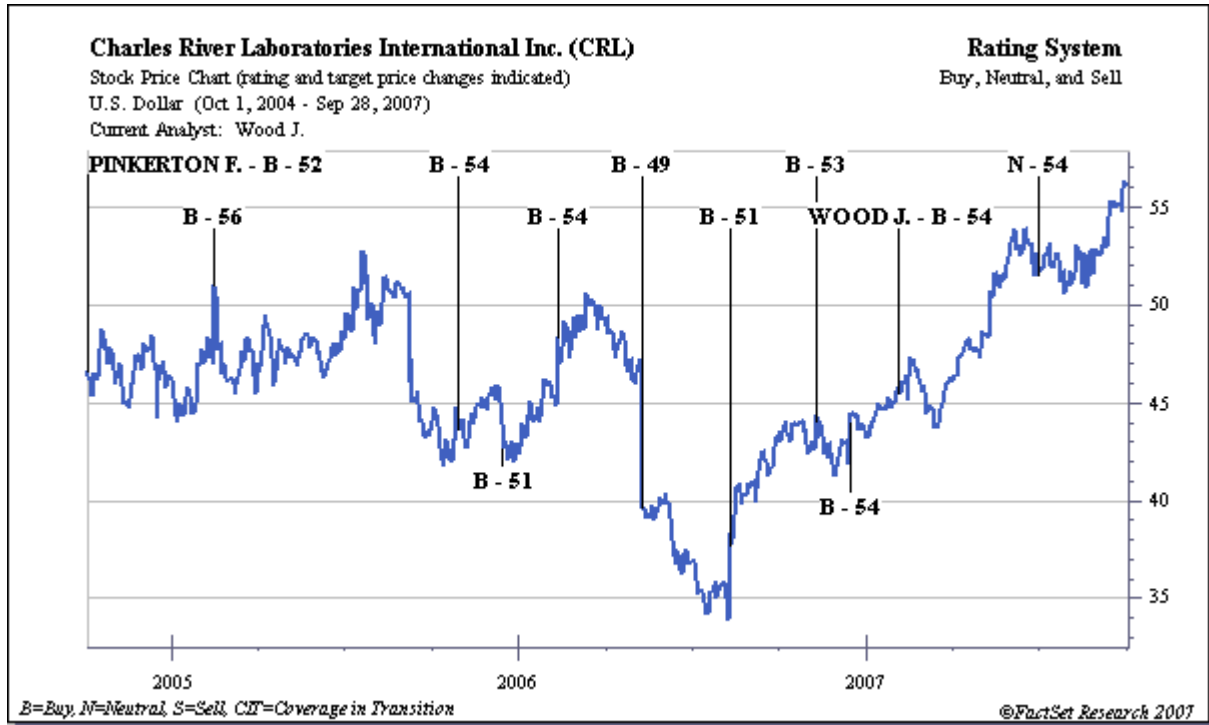
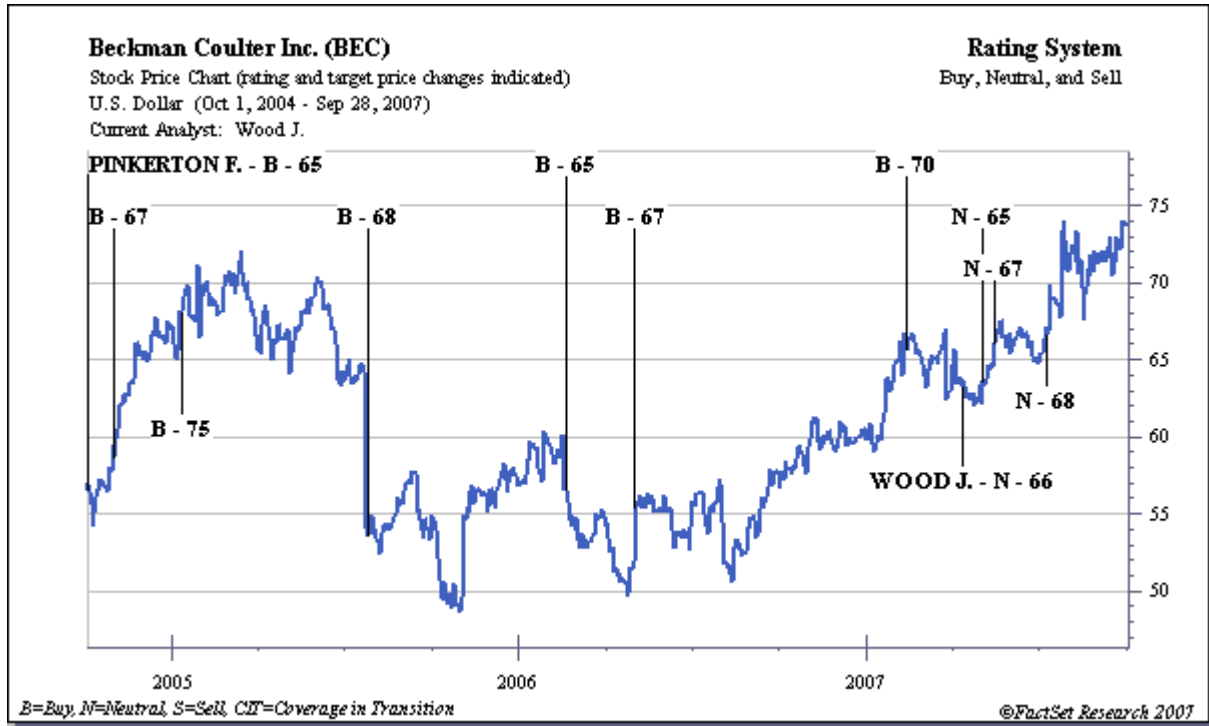
**Target Price, Valuation Method, Risk Factors**

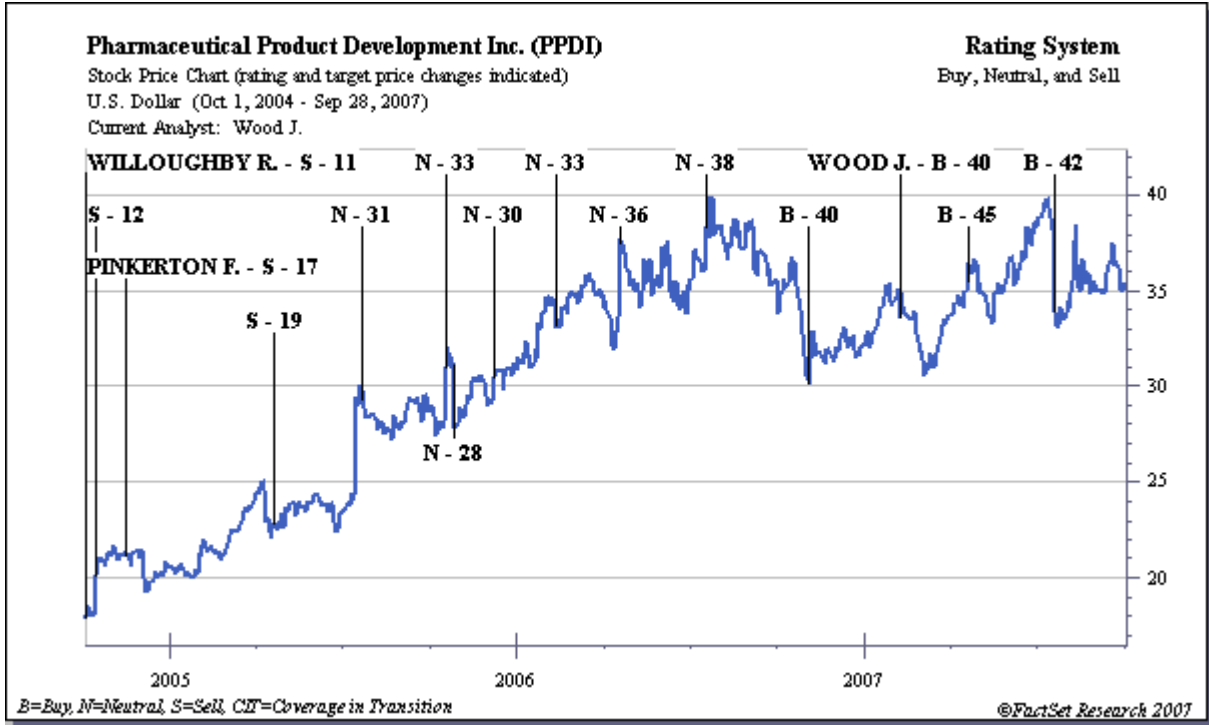
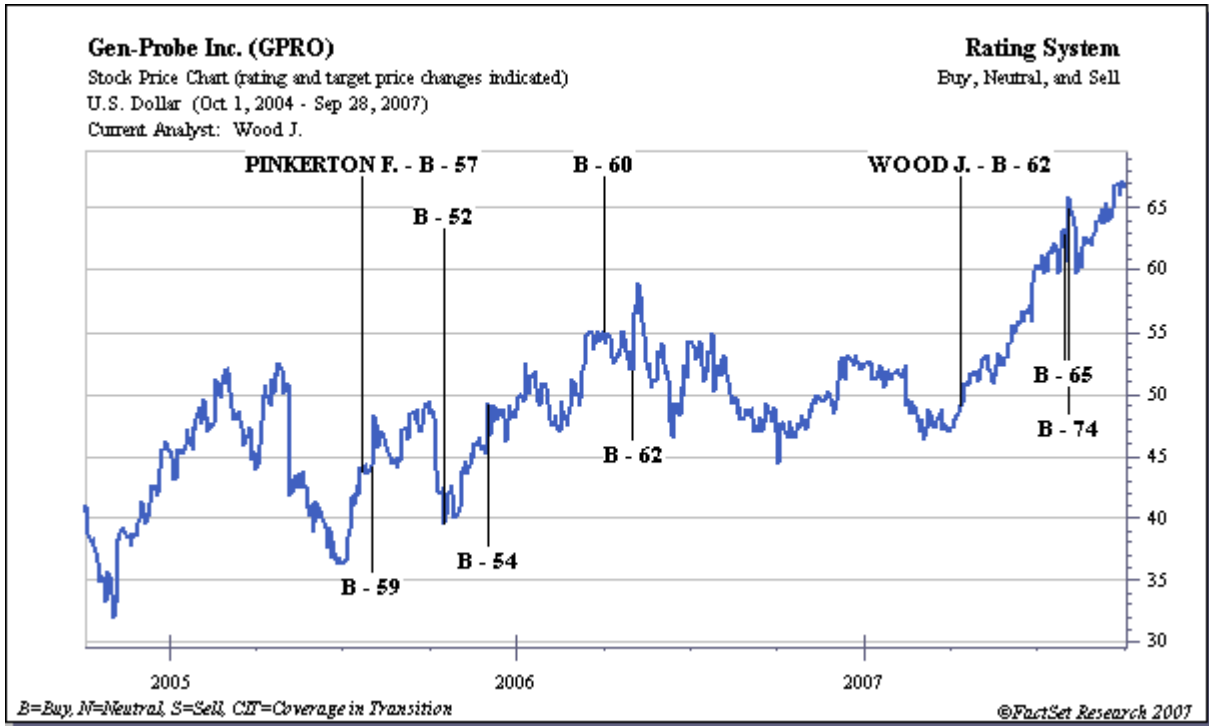
**Target Price:** \$40.00

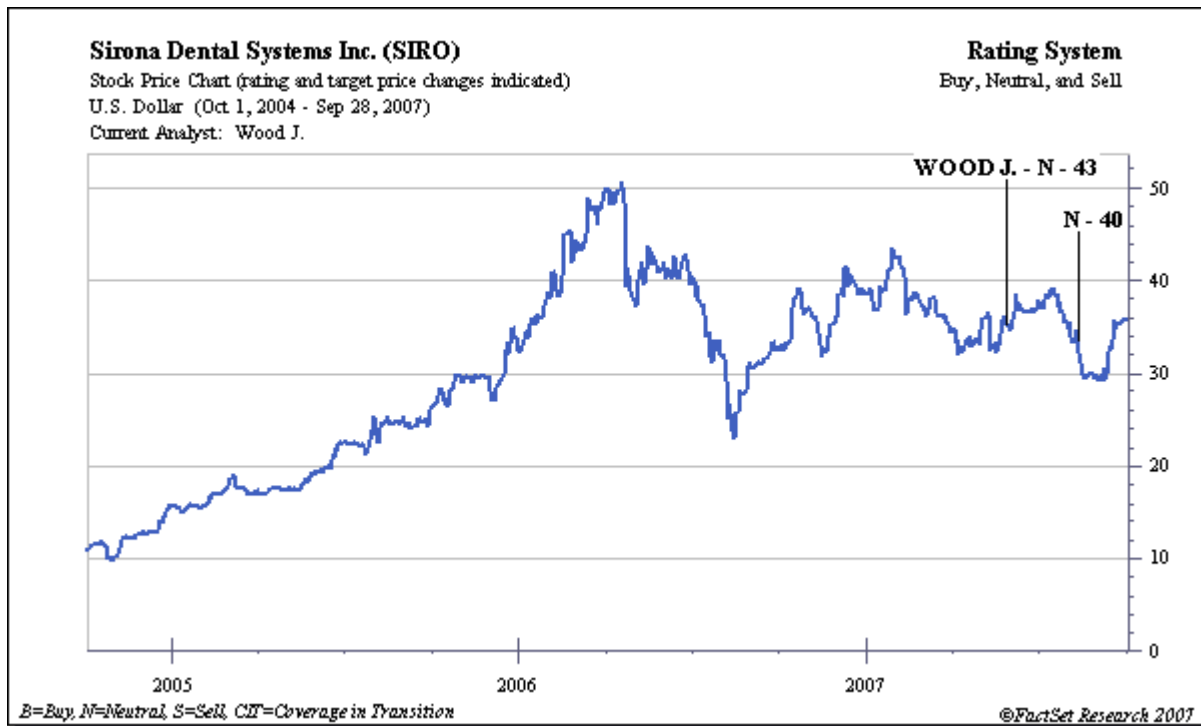
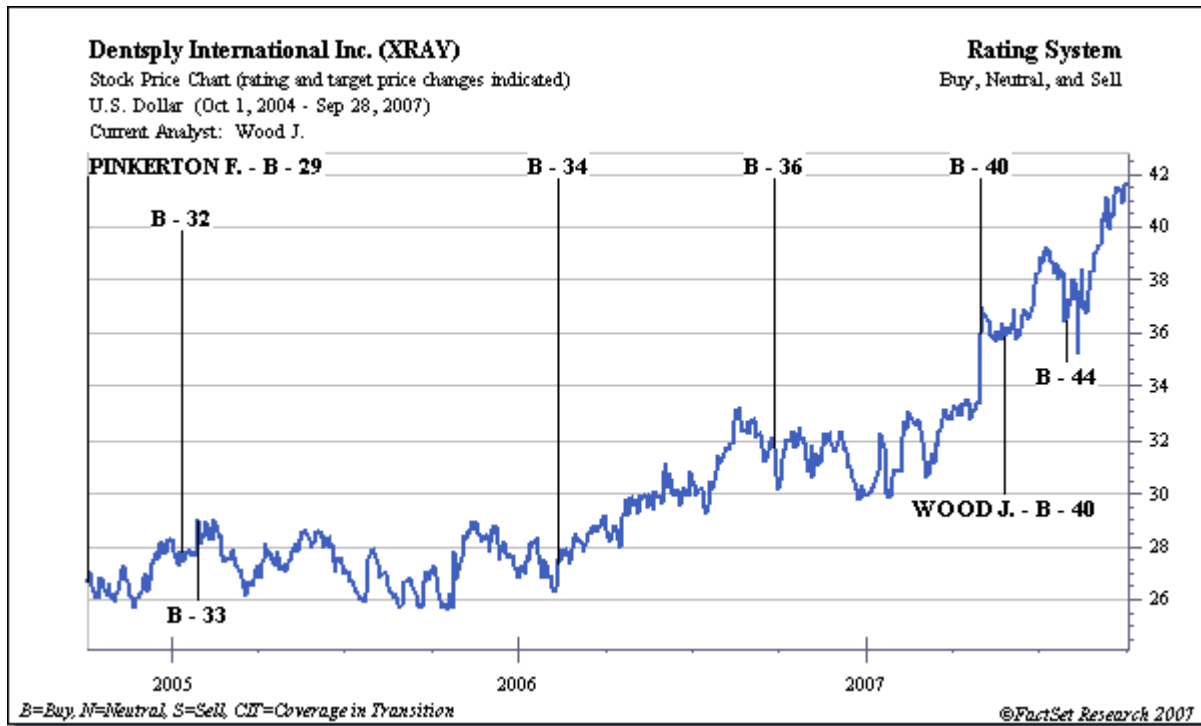
**Valuation Method Used To Reach Target Price:** Our \$40 price target implies a 10-year discount horizon in our discounted cash flow model.

**Risk Factors:**

- 1 Lower than anticipated near term uptake of its new CEREC MC XL milling unit.
- 2 Slower than expected roll-out of its GALILEOS instrument.









**Disclaimers**

This report has been prepared independently of any issuer of securities mentioned herein and not in connection with any proposed offering of securities or as agent of any issuer of any securities. None of BAS, BASL, their affiliates or their analysts (collectively, BofA) have any authority whatsoever to make any representation or warranty on behalf of the issuer(s). This report is provided for information purposes only and is not an offer or a solicitation for the purchase or sale of any financial instrument. Any decision to purchase or subscribe for securities in any offering must be based solely on existing public information on such security or the information in the prospectus or other offering document issued in connection with such offering, and not on this report.

For securities recommended in this report in which BofA is not a market maker, BofA usually provides bids and offers and may act as principal in connection with such transactions. BofA is a regular issuer of traded financial instruments linked to securities that may have been recommended in this report. BofA may hold, at any time, a trading position (long or short) in the shares of the subject company(ies) discussed in this report. BofA may engage in securities transactions in a manner inconsistent with this research report and, with respect to securities covered by the report, will buy or sell from customers on a principal basis.

Securities recommended, offered or sold by BofA are not insured by the Federal Deposit Insurance Corporation, are not deposits or other obligations of any insured depository institution (including Bank of America, N.A.) and are subject to investment risks, including the possible loss of the principal amount invested. The information contained in this report (with the exception of the information set forth under the captions "Regulation AC Certification" and "Important Disclosures") has been obtained from and is based on sources believed to be reliable, we do not guarantee its accuracy, and it may be incomplete or condensed. All opinions, projections and estimates constitute the judgment of the author as of the date of the report and are subject to change without notice. Prices also are subject to change without notice. BofA's ability to publish research on the subject company(ies) in the future is subject to applicable quiet periods.

Investing in non-U.S. securities, including ADRs, may entail certain risks. The securities of non-U.S. issuers may not be registered with, nor be subject to, the reporting requirements of the U.S. Securities and Exchange Commission. There may be limited information available on foreign securities. In general, foreign companies are not subject to uniform audit and reporting standards, practices and requirements comparable to those of U.S. companies. In addition, exchange rate movements may have an adverse effect on the value of an investment in a foreign stock and its corresponding dividend payment for U.S. investors. Net dividends to ADR investors are estimated, using withholding tax rate conventions, deemed accurate, but investors are urged to consult their tax advisor for exact dividend computations. Investors who have received this report from BAS or an affiliate may be prohibited in certain states or other jurisdictions from purchasing securities mentioned in this report from BAS or its affiliate(s).

Investments in general, and derivatives (that is, options, futures, warrants, and contracts for differences) in particular, involve numerous risks, including, among others, market risk, counterparty default risk and liquidity risk. Derivatives are not suitable investments for all investors, and an investor may lose all principal invested and, in some cases, may incur unlimited losses. It may be difficult to sell an investment and to obtain reliable information about its value or the risks to which it is exposed. Exchange Traded Funds (ETFs) are subject to risks similar to those of stocks. Investment returns will fluctuate and are subject to market volatility, so that an investor's shares, when redeemed or sold, may be worth more or less than their original cost. To obtain a copy of an ETF's prospectus or a product description, please ask a BAS or affiliate representative. Past performance of securities, loans or other financial instruments is not indicative of future performance.

This report is not prepared as or intended to be investment advice and is issued without regard to the specific investment objectives, financial situation or particular needs of any specific recipient. In the event that the recipient received this report pursuant to a contract between the recipient and BAS for the provision of research services for a separate fee, and in connection therewith BAS may be deemed to be acting as an investment adviser, such status relates, if at all, solely to the person with whom BAS has contracted directly and does not extend beyond the delivery of this report (unless otherwise agreed specifically in writing by BAS). BAS is and continues to act solely as a broker-dealer in connection with the execution of any transactions, including transactions in any securities mentioned in this report. Neither BAS, BASL nor any officer or employee of BAS, BASL or any affiliate thereof accepts any liability whatsoever for any direct, indirect or consequential damages or losses arising from any use of this report or its contents.

BofA does not provide tax advice. Accordingly, any statements contained herein as to tax matters were neither written nor intended by the sender or BofA to be used and cannot be used by any taxpayer for the purpose of avoiding tax penalties that may be imposed on such taxpayer. If any person uses or refers to any such tax statement in promoting, marketing or recommending a partnership or other entity, investment plan or arrangement to any taxpayer, then the statement expressed above is being delivered to support the promotion or marketing of the transaction or matter addressed and the recipient should seek advice based on its particular circumstances from an independent tax advisor.

Notwithstanding anything herein to the contrary, any party hereto (and any of its employees, representatives and other agents) may disclose to any and all persons, without limitation of any kind the tax treatment or tax structure of this transaction.

With the exception of information regarding BAS, BASL and their affiliates, materials prepared by BAS and BASL research personnel are based on public information. Facts and views presented in this material have not been reviewed by, and may not reflect information known to, professionals in other business areas of BAS, BASL and their affiliates, including investment banking personnel.

*To European and Asian Customers:* This report is distributed in Europe by BASL and in Asia by Banc of America Securities Asia Limited.

*To U.S. Customers:* BAS has accepted responsibility for the distribution of this report in the United States to BAS clients, but not to the clients of its affiliate, Banc of America Investment Services, Inc. (BAI). Transactions by U.S. persons (other than BAI and its clients) in any security discussed herein must be carried out through BAS. BAS provides research to its affiliate, BAI. BAI is a registered broker-dealer, member NASD and SIPC, and is a nonbank subsidiary of Bank of America N.A.

*To U.K. Customers:* This document has been approved for distribution in the United Kingdom by BASL, which is authorized and regulated by the Financial Services Authority for the conduct of investment business in the United Kingdom. Prices, values or income ascribed to investments in this report may fall against your interests. The investments may not be suitable for you, and if in any doubt, you should seek advice from an investment advisor. Changes in rates of exchange may have an adverse effect on the value, price or income from an investment. Levels and basis for taxation may change. The protection provided by the U.K. regulatory regime, including the Financial Services Scheme, do not apply in general to business coordinated by BAS or its affiliates from an office outside of the United Kingdom.

These disclosures should be read in conjunction with the BASL general policy statement on the handling of research conflicts-available upon request.

*To German Customers:* In Germany, this report should be read as though BAS or BASL, as applicable, has acted as a member of a consortium that has underwritten the most recent offering of securities during the past five years for companies covered in this report and holds 1% or more of the share capital of such companies.

*To Canadian Customers:* The contents of this report are intended solely for the use of, and only may be issued or passed on to, persons to whom BAS is entitled to distribute this report under applicable Canadian securities laws. In the province of Ontario, any person wishing to effect a transaction should do so with BAS, which is registered as an International Dealer. With few exceptions, BAS only may effect transactions in Ontario with designated institutions in foreign securities as such terms are defined in the Securities Act (Ontario).

*To Hong Kong Customers:* Any Hong Kong person wishing to effect a transaction in any securities discussed in this report should contact Banc of America Securities Asia Limited.

*To Customers in Other Countries:* This report, and the securities discussed herein, may not be eligible for distribution or sale in all countries or to certain categories of investors. In general, this report may be distributed only to professional and institutional investors.

This report may not be reproduced or distributed by any person for any purpose without the prior written consent of BAS. Please cite source when quoting. All rights are reserved.

BAS (United States)  
Banc of America Securities LLC

9 West 57th Street  
New York, New York 10019  
Tel. Contact: 212-583-8000

600 Montgomery Street  
San Francisco, California 94111  
Tel. Contact: 415-627-2000

100 North Tryon Street  
Charlotte, North Carolina 28255  
Tel. Contact: 888-279-3457

© 2007 Bank of America Corporation

BASL (United Kingdom)  
Banc of America Securities Limited

5 Canada Square  
London E14 5AQ, England  
Tel. Contact: +44 20 7174 4000

**Equity Web Site:** [www.bofa.com/login](http://www.bofa.com/login)

**Bloomberg:** Type BOAX [GO]

**First Call:** [www.firstcall.com](http://www.firstcall.com)

**Reuters:** [www.reuters.com](http://www.reuters.com)

**TheMarkets.com:** [www.themarkets.com](http://www.themarkets.com)

For access, please contact your sales representative.

BASAL (Hong Kong)  
Banc of America Securities Asia Limited

Bank of America Tower  
2nd Floor, Hong Kong  
Tel. Contact: 852-2847-6175

